

# Nature Head Printables

---



## Environmental impact

Please be mindful of and reduce your impact on the environment when collecting nature. Please also use sustainably sourced paper and avoid laminating if possible.

# Nature Head Art

When flowers are shooting rainbows across the landscape, consider stealing a couple! Create delightful head pieces, hair styles, hats and accessories for your boy or girl face.

## What you'll need

- Nature head printable/s
- Materials from nature
- Good quality craft glue


## How to make it

1. Collect the nature that's available around you. Collect flowers, sticks, grass, leaves, stems, rocks, seeds and more.
2. Display your nature finds on the table so that your children can see all the materials available to them.
3. Place the glue (optional) and the printables on the table.
4. Let your children get creative. They can decorate the printable over and over (don't use glue) or use glue to create an artwork they can take home or display.
5. Display when completely dry.




Use this printable as a how-to, or place it up as a poster in your centre to showcase the activity you'll be doing today.






**Nature Head**  
MotherNatured.com  
For non commercial use only.



**Nature Head**  
MotherNatured.com

For non commercial use only.





**Nature Head**  
MotherNatured.com

For non commercial use only.



**Nature Head**  
MotherNatured.com

For non commercial use only.